

PUBLIC TRANSPORTATION BUS MDVR SUITE



PUBLIC TRANSPORTATION BUS APPLICATION

This suite products help you to reduce trouble

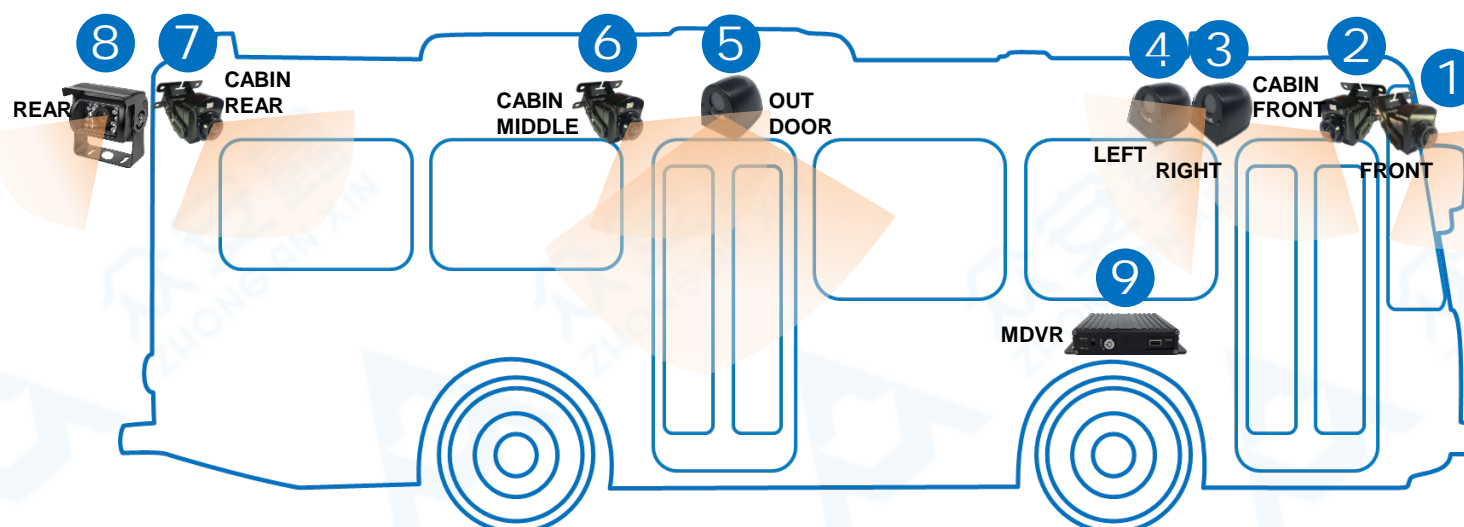
- * Choose a camera which one;
- * Where is more appropriate to install;
- * Which product portfolio is more cheaper;
- * There are some advantage we don't know ...



INSTALLATION



If you don't know how to install the products in your taxi, please seek help from the local professional organizations. If the vehicle failure caused by installation of the product, We will not be able to help you solve the problem beyond the products, please understanding and carefully choose and buy.



1

Cabin camera, view the front road, without infrared to avoid reflective

2 6 7

Cabin camera, view drivers and passengers, pick up them dialogue and voice

3 4 5

Flank camera, view right side blind area when the bus stopping









8

Rear camera, view the behind road

9

MDVR, installation in cabin, all the cables linking into MDVR

SPECIFICATION

PRODUCT	MODEL	MAIN PARAMETER	QUANTITY
	AM-H8D	8CH Economical MDVR D1/HD1/CIF Input: 8CH Aviation Output: 1CH AV 1set SD Slot, 256GB/slot	1 set
	AS-S128G-SU	Ultra Common SDXC 128GB Read 90MB/S, write 60MB/S	1 set
	AC-1HPA-TAHR	Analog HD 720P camera 140° wide cabin view, 5m IR 5 meters audio pickup	3 set
	AC-1HP-TAH	Analog HD 720P camera 140° wide front view Waterproof IP67	1 set
	AC-1HP-FBHR	Analog HD 720P camera 160° flank view, 5meter IR Waterproof IP67	3 set
	AC-1HP-RMHR	Analog HD 720P camera 75° rear view, 15meter IR Waterproof IP67	1 set
	AD-043-TSF	4.3 inch LED Screen, 600*480 200 cd/m², Contrast 300:1 Response 12ms, Angle 160°	1 set
	AT-L05M-H AT-L07M-H AT-L12M-H AT-L03M-AV	5m pro aviation shield cable 7m pro aviation shield cable 12m pro aviation shield cable 3m AV shield cable	2 set 4 set 2 set 1 set